

MATERNITY EQUIPMENT DIRECTORY




CROYDE MEDICAL
Maternity Equipment Specialists



Framework Ref: 2020/S 252-638069

Supporting multidisciplinary teams to build confidence, skills and knowledge in optimal maternity care



E-LEARNING

Discover our easy-to-access modules

SPECIAL OFFER for Maternity Services: Bulk log-ins for inservice training at reduced prices.

- **Module 1** – Midwifery Units: an introduction.
- **Module 2** – Personalised Care and partnership in decision-making.
- **Module 3** – How to safely reduce unnecessary intrapartum interventions to improve outcomes and service users' experiences'.
- **Module 4** – Intelligent, intermittent auscultation.

CONSULTANCY AND WORKSHOPS

Explore innovative ways to enhance your midwifery unit and co-produce an improvement plan.

Do you want to increase the use of your MU and reduce unnecessary transfers? We can help with our expertise and experience.

We offer bespoke, collaborative consultancy packages and educational workshops for NHS Trusts.

If you're a leader or service manager of a maternity service and wish to find out more, contact us on info@munitnetwork.org or visit www.midwiferyunitnetwork.org

JOIN OUR COMMUNITY AND NETWORK

 www.midwiferyunitnetwork.org

 [@midwiferyunits](https://twitter.com/midwiferyunits)

 Midwifery Unit Network online community

or contact us on info@munitnetwork.org

Supporting the educational work of the Midwifery Unit Network and All 4 Maternity



Essential

Midwifery and Maternity Care Content across the All4Maternity platform, The Practising Midwife journals, desktop Hub & mobile App



 Download on the App Store

 ANDROID APP ON Google play



LEARNING • SHARING • CARING

WWW.ALL4MATERNITY.COM

	Page Number	Birth	Postnatal	Examination & Procedural
Birthing Beds	2	✓		
Birth Pools & Waterbirth	4	✓		
LED Sky Ceilings	8	✓	✓	✓
Starry Sky Ceiling	8	✓		
Mood Lighting	9	✓	✓	✓
Hooks, Ropes & Slings	10	✓		
Birth Stools & Balls	12	✓		
Low Working Kneeler	13	✓		
Birthing Couch	14	✓		
Floor Mats, Beanbags & Pillows	14	✓		
Height Adjustable Cots	16	✓	✓	
Warming Mattress/Hot Cot	18	✓	✓	
Baby Assessment	19	✓	✓	
Co-sleeper Cot	20	✓	✓	
Baby Changing	20	✓	✓	
Infant Feeding Chairs	21	✓		✓
Tipper Tubs	21			✓
Weighing Scales	21	✓	✓	✓
Wall Beds	22	✓	✓	
Double Beds	24	✓	✓	
Feature Wallpaper	25	✓	✓	✓
Maternity Recliners	26	✓	✓	✓
Recliner Chairs	28	✓	✓	✓
Fold-Away Beds	28	✓	✓	
Sleeper Chairs	29	✓	✓	
Chairs & Overbed Tables	30	✓	✓	✓
Examination Couches & Chairs	31			✓
Operator & Saddle Stools	33	✓		✓
Mobile Examination Lights	33	✓		✓

AVE 2 BIRTHING BED

The AVE 2 brings the latest innovation to hospital delivery bed design. It has embedded patient controls, rotating side rails and folding grab handles. No extra storage or attachment of extra accessories is necessary.



MPC code: PPB-AX

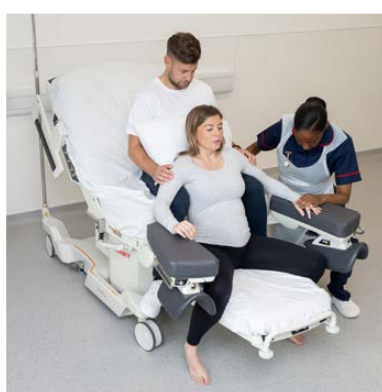
THE LATEST TECHNOLOGY

The AVE 2 birthing bed is now supplied with the upgraded Duocoat Premium mattress, the only birthing bed mattress with a visco-elastic memory foam top layer for enhanced comfort. The Duocoat mattress has a double cover for protection against fluid ingress and is waterproof, breathable, zipped with welded seams and cleanable with hospital disinfectant solutions.



SWIVELLING FOOT SECTION

The foot section of the AVE 2 never needs to be lifted off the bed. It simply lowers and stows under the bed in seconds, saving valuable time in emergency situations and avoiding the need to detach and store items.



POSITIONING OPTIONS

The AVE 2 birthing bed delivers a plethora of birth positioning options to help women find their most comfortable profiles during childbirth. Upright and active postures are easy to achieve and are supported with comfortable positioning aids.



CROYDE PEANUT BALL

Peanut balls have shown they can reduce labour time, regulate emotions and save your energy for when the birthing person is ready to push. This hypoallergenic BPA ball fits snugly between the legs to maintain optimal pelvic position.

AVE "ACTIVE" BIRTHING BED

Promoting active movement with the ability to look more like a chair than a bed, the AVE "Active" birthing bed avoids being the focal point of the room. Particularly beneficial in active birth settings, the AVE bed brings height adjustment, advanced positioning options, suturing capability, patient transfers and a unique evacuation from pool solution which eliminates the gap between bed and pool.



MPC code: PPA - AB36



OCEANIS BIRTH POOL

MPC Code: Oceanis

The Oceanis birth pool is a warm, spacious pool delivering freedom of movement in water. It is supplied as standard with LED underwater lights, externally controlled pop-up waste and integrated birth seat.

The innovative “lock-in” entrance steps with handrail make entry and exit significantly easier and safer for the woman. They lock to the pool to give guaranteed stability when in use and move away on integrated wheels when not.

The external colour of the pool can also be specified to suit any room décor and under-pool lighting is available to introduce soft mood lighting to the room.





COMBIPOOL

The CombiPool is a luxury birth pool that delivers an exceptional water birth experience. The shape and aesthetics are soft and gentle, contributing to a calming birthing environment.

Non-slip steps and an angled handrail provide excellent stability when entering and exiting the pool. The internal floor space is large enough to support freedom of movement and offers several pre-defined positions.

The design of the sides achieves the optimum working height for the attending professionals, minimising manual handling risks. The shaped end also allows the midwife or birth partner to get closer to the water by placing their legs underneath the rim.



MPC Code: COMBI-Pool

GENEROSA

The Generosa Birth Pool is a compact yet spacious birth pool, making it well-suited to smaller birth rooms that are tight on space. Designed with an ergonomic built-in seat as well as integrated handles and foot supports for comfort and support, the Generosa Birth Pool creates an optimal environment for the birthing person.



MPC code: LBPRO

LA BASSINE PROFESSIONNELLE

A cocoon shaped inflatable birth pool made from robust 60mm material and specifically designed for multiple use in the hospital environment.

The deep, inflated floor provides extra comfort during kneeling and squatting positions and the unique three chamber design ensures that the pool remains inflated, even if a chamber accidentally punctures. There are 4 internal handles perfectly placed to assist with positional changes and two top handles for assistance during entry and exit.

Available to purchase with liners, covers and other accessories.



PELVITUB

The Pelvitub is a fully submersible mat that can be used for kneeling, sitting or squatting in birthing pools. It is completely waterproof and easy to wipe down after use. Suction cups ensure that the mat doesn't float and it is lightweight and comfortable to use.

MPC code: PELVIK

CROYDE UNIVERSAL BIRTH POOL STEPS

Croyde Universal Birth Pool Steps have been thoughtfully created with both the birthing person and hospital staff in mind, creating a safe and fit for purpose solution. They can be safely used with any birth pool.




SAFER BIRTH POOL ENTRY/EXIT

Designed to be used safely with any birth pool, the double step design provides easy access to the pool and the handrail gives additional support & reassurance.

MOVEMENT & STORAGE

The folding handle means that the steps can be folded to the size of a small suitcase and easily stored. This design means the steps can be either pushed or pulled into position. They can also be tipped back onto their wheels to be moved around.



STABILITY & BALANCE

The Croyde Stability Bar has been added underneath the base to ensure stability. This extra weight lowers the centre of gravity, making it secure and tip-resistant.

The base is also flared to maximise the surface area.

VERSATILE AND CLOSE

The uniquely shaped handrail allows the steps to be placed closer to the pool, reducing the amount of stretching required to reach the rail.


Thoughtfully chosen, the smaller circumference of the rail means that it is comfortable to hold, even for small or swollen hands.

CROYDE LED SKY CEILINGS

Bringing the outside – inside. LED Sky Ceilings help to create a more expansive, relaxed environment. Designed to help reduce anxiety and promote feelings of calmness and warmth, they can be installed into any tiled ceiling.

They are popular in pool rooms, bereavement suites, waiting areas and rooms with little or no natural light.

Available in a wide range of images and sizes.



MPC code: LED SKY



MPC code: ROUND / AVOCADO

CROYDE STARRY SKY CEILINGS

A range of ceiling shapes and designs to enhance the room appearance. Twinkling stars and LED edge lighting create a whole new environment when the lights are low.

Excellent for use in pool rooms and can be tailor-made to match the exact shape of the pool.



CROYDE MOOD TUBE

A mood enhancing column of light that automatically cycles through an array of colours to deliver a unique sensory experience.

Used as a focal point in the room, it can help create a more relaxed and soothing environment.

MPC code: CHROMA

“The mood tube is a lovely, calming feature. The women love birthing their babies in this room now.”

Birth Centre Manager
Stepping Hill Hospital, Stockport


CROYDE LIGHT CRYSTAL

The Croyde Light Crystal cycles through a magical world of colours to deliver a calming, sensory experience.

It is placed in the corner of the room and patterns of light are projected through the crystal dome to produce a mesmerising, light display.

The crystal works straight out of the box and just needs to be plugged in with no ongoing maintenance.

Perfect for areas striving to deliver relaxed environments.



MPC code: DOME



CROYDE AIR TUBE

Experience the captivating display of swirling beads as they spiral through the Croyde Air Tube.

The beads in the tube are propelled upwards and cascade down, creating a beautiful vortex pattern.

A similar effect to bubbles in a bubble tube but without the necessary maintenance!

MPC code: PASSIVE

MULTITRAC BIRTH SYSTEM

The Multitrac Birth System promotes close and active labours between the birthing person and partner. It is supplied with a plug-in Dullstein Birth Stool, Pelviball with fixed base, foot mat for comfortable kneeling and integrated rope system for vertical hanging. Multitrac is a complete system for supporting upright & active birth.

“Since purchasing the Multitrac earlier this year, women have been able to adopt positions that support physiological birth. The Multitrac enables the birth partner to provide support and comfort during labour and birth. It is easy to use, and the integrated rope sling has been a great tool for women.”

Abigail Holmes, Deputy Head of Midwifery, Cardiff and Vale University Health Board



MPC code: MTRAC



ROPE SLINGS

Are supplied with the Multitrac as standard but are also available to purchase individually in a range of colours.

MPC code: SDIDY





VARIOTRAC® SWIVEL SYSTEM

The VarioTrac® swivel system is an integrated system that allows women to use an overhead rope in whichever position they like.


It has 360° swivel capability and locks at 15° increments so you can position it above a birthing pool, couch, bed, birth stool, chair or any other platform on demand. Rope slings are safely and easily attached onto any of the 5 hook positions and are available in a range of colours.

VarioTrac can be mounted into the ceiling, wall or floor to suit the room.

MPC code: VARIO D (Ceiling)

MPC code: VARIO S (Floor)

MPC code: VARIO W (Wall)



STATIC CEILING HOOK

Our ceiling-mounted hooks can be installed into any birth room ceiling to give women the option to vertically hang, using a rope sling and adopt their most comfortable positions.

MPC code: STAT-HAK

DULLSTEIN® BIRTH STOOL

The Dullstein® Birth Stool is designed to support upright birth and is covered with a soft imitation leather cover to enhance comfort during usage. It has sealed seams to prevent fluid ingress and is available in a choice of colours – yellow, blue and orange with height options of 33cm or 38cm.

The Dullstein® can also be combined with the perfectly shaped inlay mat to support additional active birth positions. It is lightweight, easy to wipe clean and has a max SWL of 135kg.

MPC code: DGH - DGH-alu



CROYDE KAYA BIRTH STOOL

Strong, stable and easy to clean, this innovative birth stool is able to support a range of positions. It can be used under water for additional options in birthing pools and can also be used for rocking.



MPC code: KBS





MPC code: ERG001

ERGOKNEELER

The innovative Ergokneeler is an ergonomic kneeling system that protects knees and promotes good musculoskeletal health.

It can enhance comfort levels for Midwives who are supporting women during active labour and helps to reduce the compression forces and postural discomfort associated with low working height positions.

Moulded in polyurethane with active antibacterial properties, the ergonomic design offers supported kneeling and sitting positions whilst also being lightweight, portable and easy to clean.



PELVIBALL

The Pelviball can be used on its own or in conjunction with the Multitrac or Duoetto birthing systems.

The ball is attached to a base plate to offer maximum stability and security during labour, whilst also preventing it from inadvertent rolling. The ball is easy to wipe clean, is anti-burst and easy to top up with air over time.

Optional covers are available with disposable and washable versions.

MPC code: P-ball(65) / P-ball(75)

MPC code:
BBB(65) / BBB(75)

CROYDE BIRTHING BALLS

Croyde birthing balls feature anti-burst technology and material that is 5 times thicker and more durable than standard gym balls.

CROYDE® BIRTHING COUCH

The innovative Croyde Birthing Couch is designed to support active and natural childbirth, helping women to find their most comfortable positions during labour and delivery. The Croyde Birthing Couch can be used as a full-length couch, folded over and used to support standing labour or used as a seat; and even be used as a double bed for post-natal resting.

Double covered in high quality, medical grade, breathable fabric, it is resistant to fluid ingress, easy to clean and compatible with hospital wipes and chlorine based cleaning solutions.

MPC code: CBC



CROYDE® POSITIONING PILLOW

A triangular shaped beanbag that comfortably supports women when sitting upright or resting. Delivering a 60° backrest in the upright position and 30° in the lower position, it shapes and moulds to the body to enhance comfort whilst avoiding having to find lots of regular pillows.

Compatible with hospital wipes and chlorine based cleaning solutions.



MPC code: CPP

CROYDE® BIRTHING BEANBAG

A barrel shaped beanbag designed to retain its shape and support upright positions. The bag can be shaped and moulded to the specific needs of the woman and is comfortable to cuddle and rest upon.

Compatible with hospital wipes and chlorine based cleaning solutions.



MPC code: CBB

CROYDE® POSITIONING PRODUCTS

When used together, the Croyde products offer a plethora of positioning options to help the woman, Midwife and birth partners to become engaged.



CROYDE® FLOOR MAT

A large, comfortable floor mat delivering space for active movement during labour. It can be folded over to be stored in a compact, half-length position and is easily carried using the integrated handles.

Compatible with hospital wipes and chlorine based cleaning solutions.

MPC code: CFM





CROYDE HEIGHT ADJUSTABLE OVERBED COT

The Croyde Height Adjustable Overbed Cot glides under the bed, putting the baby in front of Mum. It allows constant and easy access, facilitating more frequent skin-to-skin contact, and promotes maternal bonding.


The mother can place the baby back in the cot without leaving the bed, reducing the risk of her falling asleep with the baby because the cot is too far away.

The Overbed Cot can be raised and lowered in one simple smooth movement to make access to the baby easier for women who have undergone caesarean sections or complicated births.

The open design makes it easy to clean, and a wide range of colours are available to suit any room theme.

MPC code: BM/04/GS-KR-01ST





CROYDE HEIGHT ADJUSTABLE COT + STORAGE

Chosen by birth centres, postnatal areas, NICUs, SCBUs and HDUs, the Croyde Height Adjustable + Storage cot offers the convenience of customisable and practical under-cot storage.

The large cupboard is accessible from both sides of the cot with double soft-close doors, ensuring it is suitable for small rooms or tight spaces.

Height adjustment enables the cot to be raised or lowered to the desired height to limit bending or stooping, reducing musculoskeletal strain on the midwife's back and shoulders.

You can specify an optional foldable shelf or oxygen cylinder holder, and a wide range of colours are available to suit any room theme.

MPC code: BM/05/GS



AQUATHERM WARMING MATTRESS/HOT COT

The Aquatherm warming mattress provides heat and warmth to regulate a neonatal patient's temperature. It uses 'Aquagel' technology to deliver a non-water based warming system.

It incorporates a heating element for safe, evenly spread heat and two highly-sensitive sensors for fail-safe temperature control. The control unit has user-friendly settings to regulate the heat output of the mattress and also contains an alarm system for enhanced patient safety.

The Aquatherm is available as a stand-alone mattress and control unit, or as a hot cot solution with the Croyde Height Adjustable Cot. When used as a hot cot system, the swivel bracket provides immediate access to the control unit and discreetly locates it inside the frame to avoid accidental collisions.

Access holes are created in the crib's basin to allow the cable to conveniently connect to the mattress without kinking. The shape also fits perfectly within the crib to minimise gaps. When disconnected for transport, Aquagel technology ensures that residual heat is retained for longer.



MPC code: Aquatherm



HEIGHT ADJUSTABLE BABY ASSESSMENT TABLE

The Croyde Height Adjustable Baby Assessment Table allows clinicians to position the table at the perfect height for neonatal examinations and baby changing.

Depressing the foot pedal enables staff or parents to adjust the table to the ideal position and protect them from physical stress and strain. NIPE screening becomes instantly more comfortable and stress-free.

The high-height position makes cleaning easier, while the low-height position makes the table accessible for all heights of carers, including wheelchair users. It is lightweight and easy to move between bed spaces, with brakes to secure its location.

Choose from a storage cupboard with shelving or a drawer unit. Both units have soft-close doors and ample space for all items. Available in a standard or compact size to suit usage in bay areas.



MPC code: SPTM-02-D-HA



CROYDE CO-SLEEPER COT

The Croyde Co-Sleeper Cot is shaped to give immediate access to the baby with the safety of lipped edges and integrated side rails. It is designed for use in hospitals and helps to deliver a home-from-home environment.

MPC code: COSLC

CROYDE BABY CHANGE STATION

The Croyde Baby Change Station has clinical application with a homely appearance. It's ideal for Birth Centres and Midwife-Led Units. The changing unit features a smooth tabletop surface with a curved upstand, deep, lockable drawers for safe storage, a soft oak finish and integrated 75mm castors with brakes for ease of movement.

The soft-close drawers provide enough space to store essential items. For example, you can store basic neonatal resuscitation equipment to replicate the home birth setup.

Standardised equipment is then accessible, but not visible, a scenario that is well-received during diligence reviews.



MPC code: CBS-M



CROYDE MIMMAMÀ INFANT FEEDING CHAIR

Specifically designed for infant feeding to accommodate a variety of different positions including cradle, cross and rugby ball options.

Ideal for twin feeding due to the dual backrest spaces. There is excellent support for the lower back, arms and shoulders and available with the optional footrest.

Available in a range of colours.

MPC code: 365900



TIPPER TUB

This innovative mobile baby bath enhances caregiver ergonomics and eliminates the need to manually lift and carry heavy bowls of water.

The integrated lifting column allows the tub to be raised to the height of the sink or drain where it is then tilted without any hand contact to empty without strain. The bowl is ergonomically shaped, heat-insulated to retain the warmth of the water and one-piece to make cleaning exceptionally easy.

Available in a choice of colours.



MPC code: TT-24000

M-400 BABY SCALE

Class III Medically Approved.

This scale has a graduation of 20kg and is accurate to 5g up to 10kg and 10g thereafter. It is also available with an integrated digital height measure – M-400-80D.

This scale has a removable baby tray which enables toddlers to be weighed if required and also includes the tare and hold functions.

The 6 x AA batteries provide up to 6000 weigh ins with an adaptor available if preferred.



MPC code: M400



CROYDE WALL BED

The Croyde Wall Bed is available as a single bed or a double bed and can be easily raised and lowered with just one hand.

The beds can be purchased independently or with alongside cabinetry such as wardrobes, cupboards, shelves or storage boxes.



Integrated lighting, USB charging points and power options are optional and a comprehensive delivery and installation service is available. The cabinetry can be adapted to accommodate gas systems, nurse call systems or other fixed wall systems.

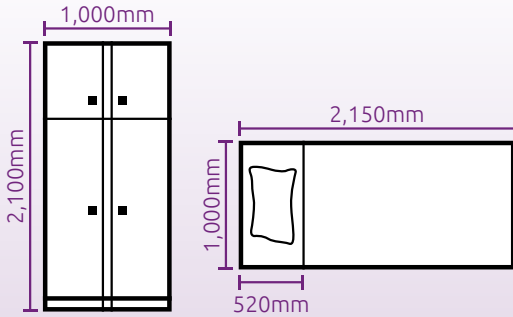


A wide range of colours and finishes is available and each bed is supplied with a hospital-specification mattress that fits perfectly to the frame and easily folds away with the bed.

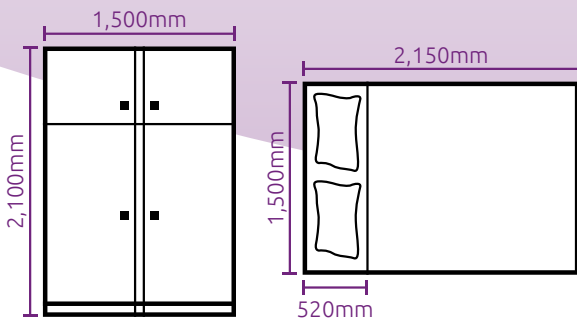
All items can be cleaned with hospital-approved wipes and chlorine-based solutions.

A RANGE OF SIZES ARE AVAILABLE TO SUIT ANY SPACE:

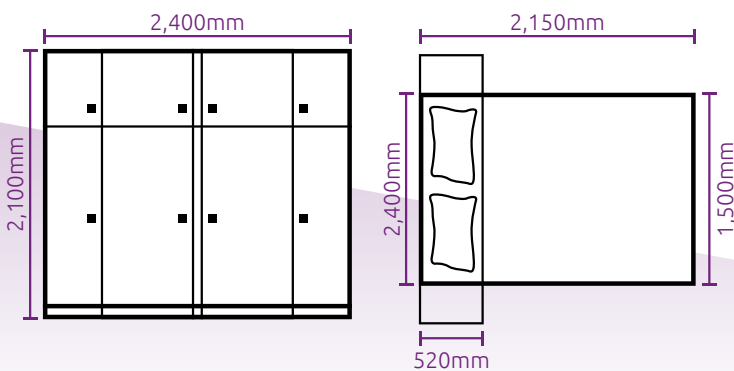
SINGLE BED



DOUBLE BED



DOUBLE BED WITH CABINETRY



MPC codes:
 Double wall bed: CDWB
 Double wall bed & cabinetry: CDWC+C
 Single wall bed: CSWB



CROYDE BEREAVEMENT SUITE/ELECTRIC DOUBLE BED

Our electric profiling bed features hi-lo, backrest and thigh section adjustment via a back-lit handset control. It is available in 120cm or 140cm widths, or as a 90cm single bed if space is tight.

The bed has a weight capacity of 315kg and has integrated CPR release for emergency situations.

It is supplied with a hospital-specification mattress and can be cleaned with approved wipes and disinfectants. Choose from a range of lacquered wood finishes to create a home-from-home environment.



MPC code: XB1P8ABD106

CROYDE STATIC DOUBLE BED

Our static double bed is supplied with a high headboard and low footboard to give the bed a homely aesthetic.

The lacquered wood finish enables the bed to be cleaned with hospital-approved wipes and disinfectant solutions.

It is also supplied with a hospital-specification mattress.

A range of colours and finishes is available.



MPC code: ABIBED-STDBL



FEATURE WALLPAPER

Bring colour to any hospital space using the Croyde Feature Hospital Wallpaper. A custom made wallpaper is an ideal way to cover a large area and make a great impact.

There is a wide range of designs available, from photographs of a local area to a calming coastal scene or landscape. These uplifting designs can transform clinical areas into welcoming spaces and help to create oxytocin-boosting birth environments.

Usually taking just a couple of hours to complete, this feature wallpaper can be installed without causing too much disruption to normal hospital routines and appointments.



CROYDE MATERNITY RECLINER

The Croyde Maternity Recliner Chair provides a multi-use bedside package, perfect for maternity wards.

The recliner facilitates ideal infant feeding positions for mother and baby. The reclining backrest allows babies to feed in the semi-recumbent chest-to-chest position that is most comfortable for the mother. Padded armrests give comfortable arm placement and support the chosen feeding position. For partners and carers, the recliner positions them perfectly for skin-to-skin contact when bonding with the baby.

MPC code: ASTCMR



The padded foot section of the Croyde Maternity Recliner gently raises the level of the feet closer to the heart, improving lymphatic drainage, and reducing swelling in the feet, ankles, and legs after birth. By elevating the feet, the lower back also benefits from reduced strain.

The chair also allows overnight stays for partners without needing additional equipment, replicating the home environment and improving bonding with birth partners.

The Croyde Infant Feeding Pillow and Footstool are also available to purchase separately.

Available in a range of colours.



CROYDE ELECTRIC MATERNITY RECLINER

The Croyde Electric Maternity Recliner Chair aids sitting, reclining, and rising at the touch of a button, and supports women who have undergone invasive surgeries. It makes the postnatal period more comfortable for women who have restricted mobility or have undergone a caesarean section by reducing the use of abdominal muscles and back strain by gently lifting them to a standing position.

The chair has a weight capacity of 120kg with an optional upgrade to 160kg (25 stones) to accommodate those needing more support.

The chair also facilitates ideal infant feeding positions for mother and baby. The reclining backrest allows babies to be fed in the semi-recumbent chest-to-chest position that is most comfortable for the mother. Padded armrests give comfortable arm placement and support the chosen feeding position.

For partners and carers, the chair positions them perfectly for skin-to-skin contact when bonding with the baby.

The Croyde Electric Maternity Recliner Chair provides a multi-use bedside package for maternity wards. It supports overnight stays without needing additional equipment, replicating the home environment and improving bonding with birth partners. The high-winged backrest gives neck and shoulder support and provides privacy in bay areas.

MPC code: CEMR-20/CEMR-25



CROYDE RECLINER CHAIR

The Croyde Recliner Chair delivers fantastic versatility for patients and carers without taking up additional floor space - its footprint is similar to a regular bedside chair.

The chair provides fantastic comfort and support and effortlessly reclines to a lying position with a single, smooth action. This flexibility allows visitors to sit or rest at a patient's bedside without needing additional furniture, even during overnight stays.

The highly durable material is designed for high-traffic environments and can be wiped down easily between uses. It is compatible with hospital-approved wipes and chlorine-based disinfectant solutions.

All our hospital recliners are lightweight with larger castors than other chairs, making them easy to move around for cleaning and reorganising. The high backrest also means they can be moved around without bending over. The brake option ensures they can be safely locked when stationary.

Available in a range of colours.

MPC code: ASTMR



MPC code: MAX-80

CROYDE FOLD-AWAY BED

A full-length single bed with a comfortable mattress, easily deployed in just two movements. Lightweight and easy to move on wheels between rooms, it stores easily in the compact, folded position. With a solid base and no slats or mesh bed deck, cleaning is quick and simple.





MPC code: STARGAZER



CROYDE SLEEPER CHAIR

Perfect for use in hospital settings where overnight stays for partners/dependants are required. The Croyde Sleeper Chair is easily deployed from chair to comfortable, full-length bed in just a few seconds. It also features a chaise longue position. Integrated wheels make moving simple and lightweight and it is designed to be wiped-down between uses in the hospital setting.

Available in a range of colours.

“The sleeper chairs are both spacious and comfortable, whilst not taking up too much room in our side rooms. They have helped us to ensure that our patient’s relatives have a better experience during overnight stays, which are often in very difficult circumstances”

Inpatient Matron at Basildon & Thurrock University Hospitals NHS Foundation Trust

MPC code: E600



MATERNITY CHAIR

Croyde maternity ward chairs are a fantastic addition to any unit and are ideal for use in post-natal wards and birth rooms alike.

They have exceptionally comfortable visco-elastic foam seating to enhance the user's sitting/resting experience and a stylish, supportive design.

Available in a wide range of colours, they can be ordered to suit any room décor. The vinyl fabric is also infection control compliant and designed to be wiped down in-between use.

Manufactured in the UK to exacting quality standards, the frames are stable, robust and provided with a 5 year warranty.

VISITOR CHAIR

Croyde visitor chairs are comfortable, practical and can be colour coordinated to patient chairs and lockers.

They are available with a choice of fabric colours to complement modern room designs and colour schemes; whilst also having comfortable foam seating to enhance the user experience.

Manufactured in the UK using only the highest quality materials, they are strong, durable and designed for use in the hospital setting.



MPC code: PT10K/PT11K



MPC code: F833

OVERBED TABLE

Croyde Overbed Tables are height adjustable and designed to allow the table to be used equally well with a bed or chair with its U-shaped base.

They are lightweight, easy to move on wheels, durable for longevity of use and easy to clean.

Table tops have lipped edges to prevent items sliding off and are available in blue, grey or beech finishes.

Tilting or non-tilting top options are available.

CROYDE EXAMINATION COUCHES



A range of electric and hydraulically adjustable examination couches, all with excellent low height position for patient entry/exit.

Choose from 2 section or 3 section models and options are available for wheels or feet to suit the purpose.

Available in a range of colours.

MPC codes: SM2560 / SM3560

CROYDE SUTURING COUCH

The Croyde Suturing Couch features electric positioning for height, backrest angle and tilt position.

It is supplied as standard with adjustable lithotomy leg rests, matching head support cushion, side support loops, debris tray and paper roll holder. An optional leg extension plate is also available.

The 70cm platform width enhances comfort during usage and the large castors and centrally operated brakes make it lightweight and easy to transfer between rooms.



MPC code: NV8683

GRACIELLA GYNAECOLOGICAL EXAMINATION CHAIR

The Graciella® has been designed with attention to detail, taking into consideration the time-consuming work of gynaecologists. With a unique two column design, the Graciella® enables easy positioning and increases patient trust before and during the examination.

COMFORTABLE POSITIONING

The positioning range allows the leg supports to be adjusted conveniently using the foot controller while ensuring that the patient remains comfortable.

There is also an integrated handset control which can be accessed from various angles due to the rotating mechanism.



MPC code: GRAC-CSS



FOOT PLATES

The unique foot plates enable comfortable and dignified leg positioning.

Optional goepel leg rests are available and are easily interchanged.



PRE-SET POSITIONS

The Graciella can be easily adjusted to achieve pre-defined examination and entry/exit positions.

Pressing one button co-ordinates multiple movements for examination and reverses them for exit afterwards.

CROYDE OPERATOR AND SADDLE STOOLS

Height adjustable operator stools and saddle stools. Comfortable seating with options for wheels, feet and brake-on seating.

Available in a range of colours.



MPC codes: MC6164 & MC6144

CROYDE DIASYS EXAMINATION LIGHT

A superb quality LED examination light capable of delivering high-level illumination for minor procedures.

Hands free brightness adjustment and automatic switch-on when you pull the light head into position, it is easy and practical to use when suturing.

Turns off after 30 minutes inactivity to avoid unnecessary usage.



MPC code: DIASYS-MOB-S0-UK

CROYDE MINOR OPS E1 LIGHT

This examination lamp features high-quality, energy-efficient LEDs and a flexible extension arm to deliver illumination for minor procedures.


The mobile base of the light is stable, well balanced and durable with a radius footprint of just 350mm to make it easy to store.

The light head is available with a mobile base or can be mounted to a wall or ceiling.



MPC code:
MAR-LED E1

SCAN THIS CODE BELOW TO VISIT THE
EQUIPMENT WEBSITE AND VIEW EACH
ITEM IN MORE DETAIL:



ALTERNATIVELY, YOU CAN VISIT:
WWW.CROYDEMEDICAL.CO.UK

If you would like to discuss the specifications or suitability of
any of the equipment in this directory, please call our helpline
on 01367 241194 for further assistance.



CROYDE MEDICAL

Maternity Equipment Specialists

CONTACT US

Tel: 01367 241194
International Tel: 00 44 1367 241194
Email: info@croydemedical.co.uk
www.croydemedical.co.uk

Purchase orders should be sent to: info@croydemedical.co.uk
or faxed to: 01367 241657

Croyde Medical, Unit 7, Regal Way, Faringdon, Oxon SN7 7BX

